

General information about company	
Scrip code	538714
Name of the company	Suchitra Finance & Trading Company Ltd
Class of Security	Equity Shares
Type of report	Quarterly
Quarter Ended / Date of Report (For Prelisting / Allotment)	31-03-2016
Date of allotment / extinguishment (in case Capital Restructuring selected) / Listing Date	
Shareholding pattern filed under	Regulation 31 (1) (b)



Sr. No.	Particular	Yes/No
1	Whether the Listed Entity has issued any partly paid up shares?	No
2	Whether the Listed Entity has issued any Convertible Securities ?	No
3	Whether the Listed Entity has issued any Warrants ?	No
4	Whether the Listed Entity has any shares against which depository receipts are issued?	No
5	Whether the Listed Entity has any shares in locked-in?	No
6	Whether any shares held by promoters are pledge or otherwise encumbered?	No
7	Whether company has equity shares with differential voting rights?	No




Table I - Summary Statement holding of specified securities

Category (I)	Category of shareholder (II)	Nos. Of shareholders (III)	No. of fully paid up equity shares held (IV)	No. Of Partly paid-up equity shares held (V)	No. Of shares underlying Depository Receipts (VI)	Total nos. shares held (VII) = (IV)+(V)+(VI)	Shareholding as a % of total no. of shares (calculated as per SCRR, 1957) (VIII) As a % of (A+B+C2)	Number of Voting Rights held in each class of securities (IX)			
								No of Voting (XIV) Rights			Total as a % of (A+B+C)
								Class eg: X	Class eg:y	Total	
(A)	Promoter & Promoter Group	1	5090850			5090850	54.61	5090850		5090850	54.61
(B)	Public	492	4231700			4231700	45.39	4231700		4231700	45.39
(C)	Non Promoter-Non Public										
(C1)	Shares underlying DRs										
(C2)	Shares held by Employee Trusts										
	Total	493	9322550			9322550		9322550		9322550	100




Table I - Summary Statement holding of specified securities

Category (I)	Category of shareholder (II)	No. Of Shares Underlying Outstanding convertible securities (X)	No. Of Warrants (XI)	No. Of Shares Underlying Outstanding convertible securities and No. Of Warrants (Xi) (a)	Shareholding , as a % assuming full conversion of convertible securities (as a percentage of diluted share capital) (XI)= (VII)+(X) As a % of (A+B+C2)	Number of Locked in shares (XII)		Number of Shares pledged or otherwise encumbered (XIII)		Number of equity shares held in dematerialized form (XIV)
						No. (a)	As a % of total Shares held (b)	No. (a)	As a % of total Shares held (b)	
(A)	Promoter & Promoter Group				54.61					5090850
(B)	Public				45.39					4154510
(C)	Non Promoter-Non Public									
(C1)	Shares underlying DRs									
(C2)	Shares held by Employee Trusts									
	Total									9245360





Table II - Statement showing shareholding pattern of the Promoter and Promoter Group											
Sr.	Category & Name of the Shareholders (I)	Nos. Of shareholders (III)	No. of fully paid up equity shares held (IV)	No. Of Partly paid-up equity shares held (V)	No. Of shares underlying Depository Receipts (VI)	Total nos. shares held (VII) = (IV)+(V)+(VI)	Shareholding as a % of total no. of shares (calculated as per SCRR, 1957) (VIII) As a % of (A+B+C2)	Number of Voting Rights held in each class of securities (IX)			Total as a % of Total Voting rights
								No of Voting (XIV) Rights			
								Class eg: X	Class eg:y	Total	
A	Table II - Statement showing shareholding pattern of the Promoter and Promoter Group										
(1)	Indian										
(d)	Any Other (specify)	1	5090850			5090850	54.61	5090850		5090850	54.61
Sub-Total (A)(1)		1	5090850			5090850	54.61	5090850		5090850	54.61
(2)	Foreign										
Total Shareholding of Promoter and Promoter Group (A)= (A)(1)+(A)(2)		1	5090850			5090850	54.61	5090850		5090850	54.61
B	Table III - Statement showing shareholding pattern of the Public shareholder										
(1)	Institutions										
(3)	Non-institutions										
(a(i))	Individuals - i. Individual shareholders holding nominal share capital up to Rs. 2 lakhs.	462	203896			203896	2.19	203896		203896	2.19
(a(ii))	Individuals - ii. Individual shareholders holding nominal share capital in excess of Rs. 2 lakhs.	4	136300			136300	1.46	136300		136300	1.46
(e)	Any Other (specify)	26	3891504			3891504	41.74	3891504		3891504	41.74
Sub-Total (B)(3)		492	4231700			4231700	45.39	4231700		4231700	45.39
Total Public Shareholding (B)=(B)(1)+(B)(2)+(B)(3)		492	4231700			4231700	45.39	4231700		4231700	45.39
C	Table IV - Statement showing shareholding pattern of the Non Promoter- Non Public shareholder										



Total (A+B+C2)	493	9322550		9322550	100	9322550		9322550	100
Total (A+B+C)	493	9322550		9322550		9322550		9322550	100







Table II - Statement showing shareholding pattern of the Promoter and Promoter Group									
Sr.	No. Of Shares Underlying Outstanding convertible securities (X)	No. Of Warrants (Xi)	No. Of Shares Underlying Outstanding convertible securities and No. Of Warrants (Xi) (a)	Shareholding , as a % assuming full conversion of convertible securities (as a percentage of diluted share capital) (XI)= (VII) +(X) As a % of (A+B+C2)	Number of Locked in shares (XII)		Number of Shares pledged or otherwise encumbered (XIII)		Number of equity shares held in dematerialized form (XIV)
					No. (a)	As a % of total Shares held (b)	No. (a)	As a % of total Shares held (b)	
A	Table II - Statement showing shareholding pattern of the Promoter and Promoter Group								
(1)	Indian								
(d)				54.61					5090850
Sub-Total (A) (1)				54.61					5090850
(2)	Foreign								
Total Shareholding of Promoter and Promoter Group (A)=(A) (1)+(A)(2)				54.61					5090850
B	Table III - Statement showing shareholding pattern of the Public shareholder								
(1)	Institutions								
(3)	Non-institutions								
(a(i))				2.19					128706
(a(ii))				1.46					136300
(e)				41.74					3889504
Sub-Total (B) (3)				45.39					4154510
Total Public Shareholding (B)=(B)(1)+(B)(2)+(B)(3)				45.39					4154510
C	Table IV - Statement showing shareholding pattern of the Non Promoter- Non Public shareholder								
Total (A+B+C2)				100					9245360
Total (A+B+C)									9245360




Any Other (specify)		
Serial No.	I	
Category	Bodies Corporate	Click here to go back
Name of the Shareholders (I)	MARIGOLD INVESTRADE PRIVATE LIMITED	
PAN (II)	AABCM8880A	Total
No. of the Shareholders (I)	1	1
No. of fully paid up equity shares held (IV)	5090850	5090850
No. Of Partly paid-up equity shares held (V)		
No. Of shares underlying Depository Receipts (VI)		
Total nos. shares held (VII) = (IV)+ (V)+ (VI)	5090850	5090850
Shareholding as a % of total no. of shares (calculated as per SCRR, 1957) (VIII) As a % of (A+B+C2)	54.61	54.61
Number of Voting Rights held in each class of securities (IX)		
Class eg: X	5090850	5090850
Class eg:y		
Total	5090850	5090850
Total as a % of Total Voting rights	54.61	54.61
No. Of Shares Underlying Outstanding convertible securities (X)		
No. Of Warrants (Xi)		
No. Of Shares Underlying Outstanding convertible securities and No. Of Warrants (Xi) (a)		
Shareholding , as a % assuming full conversion of convertible securities (as a		




percentage of diluted share capital) (XI)= (VII) + (X) As a % of (A+B+C2)	54.61	54.61
Number of Locked in shares (XII)		
No. (a)		
As a % of total Shares held (b)		
Number of Shares pledged or otherwise encumbered (XIII)		
No. (a)		
As a % of total Shares held (b)		
Number of equity shares held in dematerialized form (XIV)	5090850	5090850




Any Other (specify)							
Serial No.	1	2	3	4	5	6	7
Category	Bodies Corporate	Bodies Corporate	Bodies Corporate	Bodies Corporate	Bodies Corporate	Bodies Corporate	Bodies Corporate
Category / More than 1 percentage	More than 1 percentage of shareholding	More than 1 percentage of shareholding	More than 1 percentage of shareholding	More than 1 percentage of shareholding	More than 1 percentage of shareholding	More than 1 percentage of shareholding	More than 1 percentage of shareholding
Name of the Shareholders (I)	ATTRIBUTE SHARES AND SECURITIES PVT. LTD.	CLASS COMMERCIAL PRIVATE LIMITED	FANTASTIC VYAPAAR PVT. LTD.	GAWARJA MERCHANTS PRIVATE LIMITED	GOLDEN MEDOWS EXPORT PRIVATE LIMITED	INTIME REALTY PRIVATE LIMITED	KELVIN MERCHANTS PRIVATE LTD.
PAN (II)	AAACA6671L	AAICS6023N	AAACF9542M	AAACG9712E	AAACG1342E	AABC19177N	AACCK6816H
No. of the Shareholders (I)							
No. of fully paid up equity shares held (IV)	246900	122000	464000	411000	287500	250000	266750
No. Of Partly paid-up equity shares held (V)							
No. Of shares underlying Depository Receipts (VI)							
Total nos. shares held (VII) = (IV)+ (V)+ (VI)	246900	122000	464000	411000	287500	250000	266750
Shareholding as a % of total no. of shares (calculated as per SCRR, 1957) (VIII) As a % of (A+B+C2)	2.65	1.31	4.98	4.41	3.08	2.68	2.86
Number of Voting Rights held in each class of securities (IX)							
Class eg: X	246900	122000	464000	411000	287500	250000	266750
Class eg: y							
Total	246900	122000	464000	411000	287500	250000	266750
Total as a % of Total Voting rights	2.65	1.31	4.98	4.41	3.08	2.68	2.86
No. Of Shares Underlying Outstanding convertible securities (X)							
No. Of							




Warrants (Xi)							
No. Of Shares Underlying Outstanding convertible securities and No. Of Warrants (Xi) (a)							
Shareholding, as a % assuming full conversion of convertible securities (as a percentage of diluted share capital) (XI)= (VII)+(X) As a % of (A+B+C2)	2.65	1.31	4.98	4.41	3.08	2.68	2.86
Number of Locked in shares (XII)							
No. (a)							
As a % of total Shares held (b)							
Number of equity shares held in dematerialized form (XIV)	246900	122000	464000	411000	287500	250000	266750




Any Other (specify)							
Serial No.	8	9	10	11	12	13	14
Category	Bodies Corporate	Bodies Corporate	Bodies Corporate	Bodies Corporate	Bodies Corporate	Bodies Corporate	Bodies Corporate
Category / More than 1 percentage	More than 1 percentage of shareholding	More than 1 percentage of shareholding	More than 1 percentage of shareholding	More than 1 percentage of shareholding	More than 1 percentage of shareholding	More than 1 percentage of shareholding	More than 1 percentage of shareholding
Name of the Shareholders (I)	LAXMI MANAGEMENT (P) LTD.	NOUVEAU COTSPIN PVT. LTD.	NOVELTY TIE UP (P) LTD.	SEAWOODS HOSPITALITY & REALTY PVT. LTD.	SLOGAN INFOTECH PRIVATE LIMITED	SUKANIYA PROPERTIES PVT. LTD.	VINAYAK VINIMAY (P) LTD.
PAN (II)	AABCL3013C	AABCN3636P	AACCN5098G	AAMCS1472M	AAJCS5837K	AADCS9585J	AACCV4699R
No. of the Shareholders (I)							
No. of fully paid up equity shares held (IV)	149500	300000	197000	410000	240000	363000	149000
No. Of Partly paid-up equity shares held (V)							
No. Of shares underlying Depository Receipts (VI)							
Total nos. shares held (VII) = (IV)+(V)+(VI)	149500	300000	197000	410000	240000	363000	149000
Shareholding as a % of total no. of shares (calculated as per SCRR, 1957) (VIII) As a % of (A+B+C2)	1.6	3.22	2.11	4.4	2.57	3.89	1.6
Number of Voting Rights held in each class of securities (IX)							
Class eg: X	149500	300000	197000	410000	240000	363000	149000
Class eg:y							
Total	149500	300000	197000	410000	240000	363000	149000
Total as a % of Total Voting rights	1.6	3.22	2.11	4.4	2.57	3.89	1.6
No. Of Shares Underlying Outstanding convertible securities (X)							
No. Of Warrants (Xi)							



No. Of Shares Underlying Outstanding convertible securities and No. Of Warrants (Xi) (a)							
Shareholding , as a % assuming full conversion of convertible securities (as a percentage of diluted share capital) (XI)= (VII)+(X) As a % of (A+B+C2)	1.6	3.22	2.11	4.4	2.57	3.89	1.6
Number of Locked in shares (XII)							
No. (a)							
As a % of total Shares held (b)							
Number of equity shares held in dematerialized form (XIV)	149500	300000	197000	410000	240000	363000	149000



Any Other (specify)	
Serial No.	
Category	
Category / More than 1 percentage	
Name of the Shareholders (I)	Click here to go back
PAN (II)	Total
No. of the Shareholders (I)	
No. of fully paid up equity shares held (IV)	3856650
No. Of Partly paid-up equity shares held (V)	
No. Of shares underlying Depository Receipts (VI)	
Total nos. shares held (VII) = (IV)+ (V)+ (VI)	3856650
Shareholding as a % of total no. of shares (calculated as per SCRR, 1957) (VIII) As a % of (A+B+C2)	41.37
Number of Voting Rights held in each class of securities (IX)	
Class eg: X	3856650
Class eg: y	
Total	3856650
Total as a % of Total Voting rights	41.37
No. Of Shares Underlying Outstanding convertible securities (X)	
No. Of Warrants (Xi)	
No. Of Shares Underlying Outstanding convertible securities and No. Of Warrants (Xi) (a)	
Shareholding , as a % assuming full	



conversion of convertible securities (as a percentage of diluted share capital) (XI)= (VII) + (X) As a % of (A+B+C2)	41.37
Number of Locked in shares (XII)	
No. (a)	
As a % of total Shares held (b)	
Number of equity shares held in dematerialized form (XIV)	3856650

