


General information about company	
Scrip code	538714
Name of the company	SUCHITRA FINANCE & TRADING CO. LTD.
Whether company is SME	No
Class of Security	Equity Shares
Type of report	Quarterly
Quarter Ended / Half year ended/Date of Report (For Prelisting / Allotment)	31-03-2017
Date of allotment / extinguishment (in case Capital Restructuring selected) / Listing Date	
Shareholding pattern filed under	Regulation 31 (1) (b)



Sr. No.	Particular	Yes/No
1	Whether the Listed Entity has issued any partly paid up shares?	No
2	Whether the Listed Entity has issued any Convertible Securities ?	No
3	Whether the Listed Entity has issued any Warrants ?	No
4	Whether the Listed Entity has any shares against which depository receipts are issued?	No
5	Whether the Listed Entity has any shares in locked-in?	No
6	Whether any shares held by promoters are pledge or otherwise encumbered?	No
7	Whether company has equity shares with differential voting rights?	No




Table I - Summary Statement holding of specified securities

Category (I)	Category of shareholder (II)	Nos. Of shareholders (III)	No. of fully paid up equity shares held (IV)	No. Of Partly paid-up equity shares held (V)	No. Of shares underlying Depository Receipts (VI)	Total nos. shares held (VII) = (IV)+(V)+(VI)	Shareholding as a % of total no. of shares (calculated as per SCRR, 1957) (VIII) As a % of (A+B+C2)	Number of Voting Rights held in each class of securities (IX)			Total as a % of (A+B+C)
								No of Voting (XIV) Rights			
								Class eg: X	Class eg: y	Total	
(A)	Promoter & Promoter Group	1	5090850			5090850	54.61	5090850		5090850	54.61
(B)	Public	491	4231700			4231700	45.39	4231700		4231700	45.39
(C)	Non Promoter-Non Public										
(C1)	Shares underlying DRs										
(C2)	Shares held by Employee Trusts										
	Total	492	9322550			9322550	100	9322550		9322550	100




Table I - Summary Statement holding of specified securities

Category (I)	Category of shareholder (II)	No. Of Shares Underlying Outstanding convertible securities (X)	No. of Shares Underlying Outstanding Warrants (Xi)	No. Of Shares Underlying Outstanding convertible securities and No. Of Warrants (Xi) (a)	Shareholding, as a % assuming full conversion of convertible securities (as a percentage of diluted share capital) (XI)= (VII)+(X) As a % of (A+B+C2)	Number of Locked in shares (XII)		Number of Shares pledged or otherwise encumbered (XIII)		Number of equity shares held in dematerialized form (XIV)
						No. (a)	As a % of total Shares held (b)	No. (a)	As a % of total Shares held (b)	
(A)	Promoter & Promoter Group				54.61					5090850
(B)	Public				45.39					4154510
(C)	Non Promoter-Non Public									
(C1)	Shares underlying DRs									
(C2)	Shares held by Employee Trusts									
	Total				100					9245360




Table II - Statement showing shareholding pattern of the Promoter and Promoter Group

Sr.	Category & Name of the Shareholders (I)	Nos. Of shareholders (II)	No. of fully paid up equity shares held (IV)	No. Of Partly paid-up equity shares held (V)	No. Of shares underlying Depository Receipts (VI)	Total nos. shares held (VII) = (IV)+(V)+(VI)	Shareholding as a % of total no. of shares (calculated as per SCRR, 1957) (VIII) As a % of (A+B+C2)	Number of Voting Rights held in each class of securities (IX)			
								No of Voting (XIV) Rights			Total as a % of Total Voting rights
								Class eg: X	Class eg: y	Total	
A	Table II - Statement showing shareholding pattern of the Promoter and Promoter Group										
(1)	Indian										
(d)	Any Other (specify)	1	5090850			5090850	54.61	5090850		5090850	54.61
Sub-Total (A)(1)		1	5090850			5090850	54.61	5090850		5090850	54.61
(2)	Foreign										
Total Shareholding of Promoter and Promoter Group (A)= (A)(1)+(A)(2)		1	5090850			5090850	54.61	5090850		5090850	54.61
B	Table III - Statement showing shareholding pattern of the Public shareholder										
(1)	Institutions										
(3)	Non-institutions										
(a(i))	Individuals - i. Individual shareholders holding nominal share capital up to Rs. 2 lakhs.	461	203658			203658	2.18	203658		203658	2.18
(a(ii))	Individuals - ii. Individual shareholders holding nominal share capital in excess of Rs. 2 lakhs.	4	136300			136300	1.46	136300		136300	1.46
(e)	Any Other (specify)	26	3891742			3891742	41.75	3891742		3891742	41.75
Sub-Total (B)(3)		491	4231700			4231700	45.39	4231700		4231700	45.39
Total Public Shareholding (B)=(B)(1)+(B)(2)+(B)(3)		491	4231700			4231700	45.39	4231700		4231700	45.39
C	Table IV - Statement showing shareholding pattern of the Non Promoter- Non Public shareholder										
Total (A+B+C2)		492	9322550			9322550	100	9322550		9322550	100
Total (A+B+C)		492	9322550			9322550	100	9322550		9322550	100

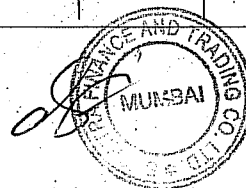




Table II - Statement showing shareholding pattern of the Promoter and Promoter Group


Sr.	No. Of Shares Underlying Outstanding convertible securities (X)	No. of Shares Underlying Outstanding Warrants (Xi)	No. Of Shares Underlying Outstanding convertible securities and No. Of Warrants (Xi) (a)	Shareholding , as a % assuming full conversion of convertible securities (as a percentage of diluted share capital) (XI)= (VII)+(X) As a % of (A+B+C2)	Number of Locked in shares (XII)		Number of Shares pledged or otherwise encumbered (XIII)		Number of equity shares held in dematerialized form (XIV)
					No. (a)	As a % of total Shares held (b)	No. (a)	As a % of total Shares held (b)	
A	Table II - Statement showing shareholding pattern of the Promoter and Promoter Group								
(1)	Indian								
(d)				54.61					5090850
Sub-Total (A) (1)				54.61					5090850
(2)	Foreign								
Total Shareholding of Promoter and Promoter Group (A)= (A)(1)+(A)(2)				54.61					5090850
B	Table III - Statement showing shareholding pattern of the Public shareholder								
(1)	Institutions								
(3)	Non-institutions								
(a(i))				2.18					128468
(a(ii))				1.46					136300
(e)				41.75					3889742
Sub-Total (B) (3)				45.39					4154510
Total Public Shareholding (B)=(B)(1)+(B)(2)+(B)(3)				45.39					4154510
C	Table IV - Statement showing shareholding pattern of the Non Promoter- Non Public shareholder								
Total (A+B+C2)				100					9245360
Total (A+B+C)				100					9245360




Any Other (specify)		
Serial No.	1	
Category	Bodies Corporate	Click here to go back
Name of the Shareholders (I)	MARIGOLD INVESTRADE PRIVATE LIMITED	
PAN (II)	AABCM8880A	Total
No. of the Shareholders (I)	1	1
No. of fully paid up equity shares held (IV)	5090850	5090850
No. Of Partly paid-up equity shares held (V)		
No. Of shares underlying Depository Receipts (VI)		
Total nos. shares held (VII) = (IV)+ (V)+ (VI)	5090850	5090850
Shareholding as a % of total no. of shares (calculated as per SCRR, 1957) (VIII) As a % of (A+B+C2)	54.61	54.61
Number of Voting Rights held in each class of securities (IX)		
Class eg: X	5090850	5090850
Class eg: y		
Total	5090850	5090850
Total as a % of Total Voting rights	54.61	54.61
No. Of Shares Underlying Outstanding convertible securities (X)		
No. of Shares Underlying Outstanding Warrants (Xi)		
No. Of Shares Underlying Outstanding convertible securities and No. Of Warrants (Xi) (a)		
Shareholding , as a % assuming full conversion of convertible securities (as a percentage of diluted share capital) (XI)= (VII) +(X) As a % of (A+B+C2)	54.61	54.61
Number of Locked in shares (XII)		




No. (a)		
As a % of total Shares held (b)		
Number of Shares pledged or otherwise encumbered (XIII)		
No. (a)		
As a % of total Shares held (b)		
Number of equity shares held in dematerialized form (XIV)	5090850	5090850
Reason for not providing PAN		




Any Other (specify)							
Serial No.	1	2	3	4	5	6	7
Category	Bodies Corporate	Bodies Corporate	Bodies Corporate	Bodies Corporate	Bodies Corporate	Bodies Corporate	Bodies Corporate
Category / More than 1 percentage	More than 1 percentage of shareholding	More than 1 percentage of shareholding	More than 1 percentage of shareholding	More than 1 percentage of shareholding	More than 1 percentage of shareholding	More than 1 percentage of shareholding	More than 1 percentage of shareholding
Name of the Shareholders (I)	CLASS COMMERCIAL PRIVATE LIMITED	FANTASTIC VYAPAAR PVT.LTD	GAWARJA MERCHANTS PRIVATE LIMITED	GOLDEN MEDOWS EXPORT PRIVATE LIMITED	INTIME REALTY PRIVATE LIMITED	KELVIN MERCHANTS PRIVATE LTD	LAXMI MANAGEMENT (P) LTD.
PAN (II)	AAICS6023N	AAACF9542M	AAACG9712E	AAACG1342E	AABCI9177N	AACCK6816H	AABCL3013C
No. of the Shareholders (I)	1	1	1	1	1	1	1
No. of fully paid up equity shares held (IV)	122000	464000	411000	134400	250000	266750	149500
No. Of Partly paid-up equity shares held (V)							
No. Of shares underlying Depository Receipts (VI)							
Total nos. shares held (VII) = (IV)+ (V)+ (VI)	122000	464000	411000	134400	250000	266750	149500
Shareholding as a % of total no. of shares (calculated as per SCRR, 1957) (VIII) As a % of (A+B+C2)	1.31	4.98	4.41	1.44	2.68	2.86	1.6
Number of Voting Rights held in each class of securities (IX)							
Class eg: X	122000	464000	411000	134400	250000	266750	149500
Class eg:y							
Total	122000	464000	411000	134400	250000	266750	149500
Total as a % of Total Voting rights	1.31	4.98	4.41	1.44	2.68	2.86	1.6
No. Of Shares Underlying Outstanding convertible securities (X)							
No. of Shares Underlying Outstanding Warrants (XI)							
No. Of Shares Underlying Outstanding convertible securities and							




No. Of Warrants (Xi) (a)							
Shareholding, as a % assuming full conversion of convertible securities (as a percentage of diluted share capital) (XI) = (VII)+(X) As a % of (A+B+C2)	1.31	4.98	4.41	1.44	2.68	2.86	1.6
Number of Locked in shares (XII)							
No. (a)							
As a % of total Shares held (b)							
Number of equity shares held in dematerialized form (XIV)	122000	464000	411000	134400	250000	266750	149500
Reason for not providing PAN							
Reason for not providing PAN							




Any Other (specify)							
Serial No.	8	9	10	11	12	13	14
Category	Bodies Corporate	Bodies Corporate	Bodies Corporate	Bodies Corporate	Bodies Corporate	Bodies Corporate	Clearing Members
Category / More than 1 percentage	More than 1 percentage of shareholding	More than 1 percentage of shareholding	More than 1 percentage of shareholding	More than 1 percentage of shareholding	More than 1 percentage of shareholding	More than 1 percentage of shareholding	More than 1 percentage of shareholding
Name of the Shareholders (I)	NOUVEAU COTSPIN PVT LTD	NOVELTY TIE UP (P) LTD.	SEAWOODS HOSPITALITY & REALTY PRIVATE LIMITED	SLOGAN INFOTECH PRIVATE LIMITED	SUKANIYA PROPERTIES PVT LTD	VINAYAK VINIMAY (P) LTD.	SHILPA STOCK BROKER PVT.LTD.
PAN (II)	AABCN3636P	AACCN5098G	AAMCS1472M	AAJCS5837K	AADCS9585J	AACCV4699R	AAECS9799R
No. of the Shareholders (I)	1	1	1	1	1	1	1
No. of fully paid up equity shares held (IV)	300000	197000	410000	240000	363000	149000	420000
No. Of Partly paid-up equity shares held (V)							
No. Of shares underlying Depository Receipts (VI)							
Total nos. shares held (VII) = (IV)+(V)+(VI)	300000	197000	410000	240000	363000	149000	420000
Shareholding as a % of total no. of shares (calculated as per SCRR, 1957) (VIII) As a % of (A+B+C2)	3.22	2.11	4.4	2.57	3.89	1.6	4.51
Number of Voting Rights held in each class of securities (IX)							
Class eg. X	300000	197000	410000	240000	363000	149000	420000
Class eg.y							
Total	300000	197000	410000	240000	363000	149000	420000
Total as a % of Total Voting rights	3.22	2.11	4.4	2.57	3.89	1.6	4.51
No. Of Shares Underlying Outstanding convertible securities (X)							
No. of Shares Underlying Outstanding Warrants (Xi)							
No. Of Shares Underlying Outstanding convertible securities and							



No. Of Warrants (Xi) (a)							
Shareholding, as a % assuming full conversion of convertible securities (as a percentage of diluted share capital) (XI) = (VII)+(X) As a % of (A+B+C2)	3.22	2.11	4.4	2.57	3.89	1.6	4.51
Number of Locked in shares (XII)							
No. (a)							
As a % of total Shares held (b)							
Number of equity shares held in dematerialized form (XIV)	300000	197000	410000	240000	363000	149000	420000
Reason for not providing PAN							
Reason for not providing PAN							



Any Other (specify)	
Serial No.	
Category	
Category / More than 1 percentage	
Name of the Shareholders (I)	Click here to go back
PAN (II)	Total
No. of the Shareholders (I)	0
No. of fully paid up equity shares held (IV)	0
No. Of Partly paid-up equity shares held (V)	
No. Of shares underlying Depository Receipts (VI)	
Total nos. shares held (VII) = (IV)+ (V)+ (VI)	0
Shareholding as a % of total no. of shares (calculated as per SCRR, 1957) (VIII) As a % of (A+B+C2)	0
Number of Voting Rights held in each class of securities (IX)	
Class eg: X	0
Class eg:y	
Total	0
Total as a % of Total Voting rights	0
No. Of Shares Underlying Outstanding convertible securities (X)	
No. of Shares Underlying Outstanding Warrants (Xi)	
No. Of Shares Underlying Outstanding convertible securities and No. Of Warrants (Xi) (a)	
Shareholding , as a % assuming full conversion of convertible securities (as a percentage of diluted share capital) (XI)= (VII) +(X) As a % of (A+B+C2) .	0



Number of Locked in shares (XII)	
No. (a)	
As a % of total Shares held (b)	
Number of equity shares held in dematerialized form (XIV)	0
Reason for not providing PAN	
Reason for not providing PAN	

