


General information about company	
Scrip code	538714
NSE Symbol	
MSEI Symbol	
ISIN	INE475D01010
Name of the company	Suchitra Finance & Trading Co. Ltd.
Whether company is SME	No
Class of Security	Equity Shares
Type of report	Quarterly
Quarter Ended / Half year ended/Date of Report (For Prelisting / Allotment)	30-09-2019
Date of allotment / extinguishment (in case Capital Restructuring selected) / Listing Date	
Shareholding pattern filed under	Regulation 31 (1) (b)



Declaration					
Sr. No	Particular	Yes/No	Promoter and Promoter Group	Public shareholder	Non Promoter-Non Public
1	Whether the Listed Entity has issued any partly paid up shares?	No	No	No	No
2	Whether the Listed Entity has issued any Convertible Securities ?	No	No	No	No
3	Whether the Listed Entity has issued any Warrants ?	No	No	No	No
4	Whether the Listed Entity has any shares against which depository receipts are issued?	No	No	No	No
5	Whether the Listed Entity has any shares in locked-in?	No	No	No	No
6	Whether any shares held by promoters are pledge or otherwise encumbered?	No	No		
7	Whether company has equity shares with differential voting rights?	No	No	No	No
8	Whether the listed entity has any significant beneficial owner?	Yes			



Table I - Summary Statement holding of specified securities											
Category (I)	Category of shareholder (II)	Nos. Of shareholders (III)	No. of fully paid up equity shares held (IV)	No. Of Partly paid-up equity shares held (V)	No. Of shares underlying Depository Receipts (VI)	Total nos. shares held (VII) = (IV)+ (V)+ (VI)	Shareholding as a % of total no. of shares (calculated as per SCRR, 1957) (VIII) As a % of (A+B+C2)	Number of Voting Rights held in each class of securities (IX)			Total as a % of (A+B+C)
								No of Voting (XIV) Rights			
								Class eg: X	Class eg: y	Total	
(A)	Promoter & Promoter Group	1	5880250			5880250	63.08	5880250		5880250	63.08
(B)	Public	616	3442300			3442300	36.92	3442300		3442300	36.92
(C)	Non Promoter-Non Public										
(C1)	Shares underlying DRs										
(C2)	Shares held by Employee Trusts										
	Total	617	9322550			9322550	100	9322550		9322550	100



Table I - Summary Statement holding of specified securities										
Category (I)	Category of shareholder (II)	No. Of Shares Underlying Outstanding convertible securities (X)	No. of Shares Underlying Outstanding Warrants (Xi)	No. Of Shares Underlying Outstanding convertible securities and No. Of Warrants (Xi) (a)	Shareholding , as a % assuming full conversion of convertible securities ( as a percentage of diluted share capital) (XI)= (VII)+(X) As a % of (A+B+C2)	Number of Locked in shares (XII)		Number of Shares pledged or otherwise encumbered (XIII)		Number of equity shares held in dematerialized form (XIV)
						No. (a)	As a % of total Shares held (b)	No. (a)	As a % of total Shares held (b)	
(A)	Promoter & Promoter Group				63.08					5880250
(B)	Public				36.92					3365110
(C)	Non Promoter- Non Public									
(C1)	Shares underlying DRs									
(C2)	Shares held by Employee Trusts									
	Total				100					9245360




Table II - Statement showing shareholding pattern of the Promoter and Promoter Group											
Sr.	Category & Name of the Shareholders (I)	Nos. Of shareholders (II)	No. of fully paid up equity shares held (IV)	No. Of Partly paid-up equity shares held (V)	No. Of shares underlying Depository Receipts (VI)	Total nos. shares held (VII) = (IV)+(V)+(VI)	Shareholding as a % of total no. of shares (calculated as per SCRR, 1957) (VIII) As a % of (A+B+C2)	Number of Voting Rights held in each class of securities (IX)			Total as a % of Total Voting rights
								No of Voting (XIV) Rights			
								Class eg: X	Class eg: y	Total	
A	Table II - Statement showing shareholding pattern of the Promoter and Promoter Group										
(1)	Indian										
(d)	Any Other (specify)	1	5880250			5880250	63.08	5880250		5880250	63.08
Sub-Total (A) (1)		1	5880250			5880250	63.08	5880250		5880250	63.08
(2)	Foreign										
Total Shareholding of Promoter and Promoter Group (A) = (A)(1)+(A)(2)		1	5880250			5880250	63.08	5880250		5880250	63.08
B	Table III - Statement showing shareholding pattern of the Public shareholder										
(1)	Institutions										
(3)	Non-institutions										
(a(i))	Individuals - i. Individual shareholders holding nominal share capital up to Rs. 2 lakhs.	587	220893			220893	2.37	220893		220893	2.37
(a(ii))	Individuals - ii. Individual shareholders holding nominal share capital in excess of Rs. 2 lakhs.	2	123612			123612	1.33	123612		123612	1.33
(e)	Any Other (specify)	27	3097795			3097795	33.23	3097795		3097795	33.23
Sub-Total (B) (3)		616	3442300			3442300	36.92	3442300		3442300	36.92
Total Public Shareholding (B) = (B)(1) + (B)(2) + (B)(3)		616	3442300			3442300	36.92	3442300		3442300	36.92
C	Table IV - Statement showing shareholding pattern of the Non Promoter- Non Public shareholder.										
Total (A+B+C2)		617	9322550			9322550	100	9322550		9322550	100
Total (A+B+C)		617	9322550			9322550	100	9322550		9322550	100





Table II - Statement showing shareholding pattern of the Promoter and Promoter Group									
Sr.	No. Of Shares Underlying Outstanding convertible securities (X)	No. of Shares Underlying Outstanding Warrants (Xi)	No. Of Shares Underlying Outstanding convertible securities and No. Of Warrants (Xi) (a)	Shareholding , as a % assuming full conversion of convertible securities ( as a percentage of diluted share capital) (XI)= (VII)+(X) As a % of (A+B+C2)	Number of Locked in shares (XII)		Number of Shares pledged or otherwise encumbered (XIII)		Number of equity shares held in dematerialized form (XIV)
					No. (a)	As a % of total Shares held (b)	No. (a)	As a % of total Shares held (b)	
A	Table II - Statement showing shareholding pattern of the Promoter and Promoter Group								
(1)	Indian								
(d)				63.08					5880250
Sub-Total (A) (1)				63.08					5880250
(2)	Foreign								
Total Shareholding of Promoter and Promoter Group (A)= (A)(1)+(A)(2)				63.08					5880250
B	Table III - Statement showing shareholding pattern of the Public shareholder								
(1)	Institutions								
(3)	Non-institutions								
(a(i))				2.37					145703
(a(ii))				1.33					123612
(e)				33.23					3095795
Sub-Total (B) (3)				36.92					3365110
Total Public Shareholding (B)=(B)(1)+(B)(2)+(B)(3)				36.92					3365110
C	Table IV - Statement showing shareholding pattern of the Non Promoter- Non Public shareholder								
Total ( A+B+C2 )				100					9245360
Total (A+B+C )				100					9245360



Any Other (specify)		
Serial No.	1	
Category	Bodies Corporate	<a href="#">Click here to go back</a>
Name of the Shareholders (I)	MARIGOLD INVESTRADE PRIVATE LIMITED	
PAN (II)	AABCM8880A	Total
No. of the Shareholders (I)	1	1
No. of fully paid up equity shares held (IV)	5880250	5880250
No. Of Partly paid-up equity shares held (V)		
No. Of shares underlying Depository Receipts (VI)		
Total nos. shares held (VII) = (IV)+ (V)+ (VI)	5880250	5880250
Shareholding as a % of total no. of shares (calculated as per SCRR, 1957) (VIII) As a % of (A+B+C2)	63.08	63.08
Number of Voting Rights held in each class of securities (IX)		
Class eg: X	5880250	5880250
Class eg:y		
Total	5880250	5880250
Total as a % of Total Voting rights	63.08	63.08
No. Of Shares Underlying Outstanding convertible securities (X)		
No. of Shares Underlying Outstanding Warrants (Xi)		
No. Of Shares Underlying Outstanding convertible securities and No. Of Warrants (Xi) (a)		
Shareholding, as a % assuming full conversion of convertible securities (as a percentage of diluted share capital) (XI)= (VII)+(X) As a % of (A+B+C2)	63.08	63.08
Number of Locked in shares (XII)		
No. (a)		
As a % of total Shares held (b)		
Number of Shares pledged or otherwise encumbered (XIII)		
No. (a)		
As a % of total Shares held (b)		
Number of equity	5880250	5880250




shares held in dematerialized form (XIV)		
Reason for not providing PAN		
Reason for not providing PAN		
Shareholder type	Promoter	






Any Other (specify)							
Serial No.	1	2	3	4	5	6	7
Category	Bodies Corporate	Bodies Corporate	Bodies Corporate	Bodies Corporate	Bodies Corporate	Bodies Corporate	Bodies Corporate
Category / More than 1 percentage	More than 1 percentage of shareholding	More than 1 percentage of shareholding	More than 1 percentage of shareholding	More than 1 percentage of shareholding	More than 1 percentage of shareholding	More than 1 percentage of shareholding	More than 1 percentage of shareholding
Name of the Shareholders (I)	CLASS COMMERCIAL PRIVATE LIMITED	FANTASTIC VYAPAAR PRIVATE LIMITED	GAWARJA MERCHANTS PRIVATE LIMITED	INTIME REALTY PRIVATE LIMITED	KELVIN MERCHANTS PRIVATE LTD	LAXMI MANAGEMENT (P) LTD.	NOUVEAU COTSPIN PVT LTD
PAN (II)	AAICS6023N	AAACF9542M	AAACG9712E	AABC19177N	AACCK6816H	AABCL3013C	AABCN3636P
No. of the Shareholders (I)	1	1	1	1	1	1	1
No. of fully paid up equity shares held (IV)	122000	464000	411000	250000	266750	149500	300000
No. Of Partly paid-up equity shares held (V)							
No. Of shares underlying Depository Receipts (VI)							
Total nos. shares held (VII) = (IV)+ (V)+ (VI)	122000	464000	411000	250000	266750	149500	300000
Shareholding as a % of total no. of shares (calculated as per SCRR, 1957) (VIII) As a % of (A+B+C2)	1.31	4.98	4.41	2.68	2.86	1.6	3.22
Number of Voting Rights held in each class of securities (IX)							
Class eg: X	122000	464000	411000	250000	266750	149500	300000
Class eg: y							
Total	122000	464000	411000	250000	266750	149500	300000
Total as a % of Total Voting rights	1.31	4.98	4.41	2.68	2.86	1.6	3.22
No. Of Shares Underlying Outstanding convertible securities (X)							
No. of Shares Underlying Outstanding Warrants (Xi)							
No. Of Shares Underlying Outstanding convertible securities and No. Of Warrants (Xi) (a)							
Shareholding as a % assuming full conversion of convertible securities (as a percentage of diluted share capital) (XI)= (VII)+(X) As a	1.31	4.98	4.41	2.68	2.86	1.6	3.22




% of (A+B+C2)							
Number of Locked in shares (XII)							
No. (a)							
As a % of total Shares held (b)							
Number of equity shares held in dematerialized form (XIV)	122000	464000	411000	250000	266750	149500	300000
Reason for not providing PAN							
Reason for not providing PAN							




Any Other (specify)						
Serial No.	8	9	10	11	12	13
Category	Bodies Corporate	Bodies Corporate	Bodies Corporate	Bodies Corporate	Clearing Members	Non-Resident Indian (NRI)
Category / More than 1 percentage	More than 1 percentage of shareholding	More than 1 percentage of shareholding	More than 1 percentage of shareholding	More than 1 percentage of shareholding	Category	Category
Name of the Shareholders (I)	NOVELTY TIE UP PRIVATE LIMITED	SEAWOODS HOSPITALITY & REALTY PRIVATE LIMITED	SUKANIYA PROPERTIES PVT LTD	VINAYAK VINIMAY PRIVATE LIMITED		
PAN (II)	AACCN5098G	AAMCS1472M	AADCS9585J	AACCV4699R		
No. of the Shareholders (I)	1	1	1	1	2	2
No. of fully paid up equity shares held (IV)	197000	410000	363000	149000	31	300
No. Of Partly paid-up equity shares held (V)						
No. Of shares underlying Depository Receipts (VI)						
Total nos. shares held (VII) = (IV)+ (V)+ (VI)	197000	410000	363000	149000	31	300
Shareholding as a % of total no. of shares (calculated as per SCRR, 1957) (VIII) As a % of (A+B+C2)	2.11	4.4	3.89	1.6	0	0
Number of Voting Rights held in each class of securities (IX)						
Class eg: X	197000	410000	363000	149000	31	300
Class eg: y						
Total	197000	410000	363000	149000	31	300
Total as a % of Total Voting rights	2.11	4.4	3.89	1.6	0	0
No. Of Shares Underlying Outstanding convertible securities (X)						
No. of Shares Underlying Outstanding Warrants (Xi)						
No. Of Shares Underlying Outstanding convertible securities and No. Of Warrants (Xi) (a)						
Shareholding as a % assuming full conversion of convertible securities (as a percentage of diluted share capital) (XI) = (VII)+(X) As a % of (A+B+C2)	2.11	4.4	3.89	1.6	0	
Number of Locked in shares (XII)						
No. (a)						
As a % of total						



Shares held (b)						
Number of equity shares held in dematerialized form (XIV)	197000	410000	363000	149000	31	300
Reason for not providing PAN						
Reason for not providing PAN						



Any Other (specify)	
Serial No.	
Category	
Category / More than 1 percentage	
Name of the Shareholders (I)	Click here to go back
PAN (II)	Total
No. of the Shareholders (I)	4
No. of fully paid up equity shares held (IV)	331
No. Of Partly paid-up equity shares held (V)	
No. Of shares underlying Depository Receipts (VI)	
Total nos. shares held (VII) = (IV)+ (V)+ (VI)	331
Shareholding as a % of total no. of shares (calculated as per SCRR, 1957) (VIII) As a % of (A+B+C2)	0
Number of Voting Rights held in each class of securities (IX)	
Class eg: X	331
Class eg: y	
Total	331
Total as a % of Total Voting rights	0
No. Of Shares Underlying Outstanding convertible securities (X)	
No. of Shares Underlying Outstanding Warrants (Xi)	
No. Of Shares Underlying Outstanding convertible securities and No. Of Warrants (Xi) (a)	
Shareholding , as a % assuming full conversion of convertible securities (as a percentage of diluted share capital) (XI)= (VII)+(X) As a % of (A+B+C2)	0
Number of Locked in shares (XII)	
No. (a)	
As a % of total Shares held (b)	
Number of equity shares held in dematerialized form (XIV)	331



Reason for not providing PAN	
Reason for not providing PAN	



significant beneficial owners														
of the SBO				Details of the registered owner					Details of holding/ exercise of right of the SBO in the reporting company, whether direct or indirect*:				Date of creation / acquisition of significant beneficial interest	
PAN	Passport No. in case of a foreign national	Nationality	Nationality (Applicable in case of Any other is selected)	Name	PAN	Passport No. in case of a foreign national	Nationality	Nationality (Applicable in case of Any other is selected)	Whether by virtue of:					
									Shares	Voting rights	Rights on distributable dividend or any other distribution	Exercise of control		Exercise of significant influence

